

## AQUATIC PLAY COLLECTIONS

product + inspiration



connecting the world through **play**.




JULIANAHOEVE HOLIDAY PARK netherlands





We believe that bringing play to communities makes the planet more livable and socially just. With thousands of installations across the world, we're excited to be a part of the movement toward a healthier, happier, global community by offering innovative play solutions designed for developing minds, thrill seekers, budding explorers, and the young at heart.





entertainment centres

**water parks**

**URBAN SPACES**

HOUSING DEVELOPMENTS

HOLIDAY PARKS

**AQUATIC FACILITIES**

**community parks**

HOTELS & RESORTS



TERRASSE HOUSING DEVELOPMENT singapore





# contents

## ■ aquatic play 4

collections 6

ehring 6-15

urban 18-25

themed 26-41

classic 42-45

play pals 48

ground sprays 50


luminaries & glow effects 56

## ■ amenities 58

## ■ inspiration 60

## ■ technologies & materials 64

## ■ product specs 66



# AQUATIC PLAY

Waterplay's aquatic play collections are comprised of freestanding play elements designed to adapt to any play environment.










ehring

CREATIVE  
COLLECTION

CIRQUE

The **Cirque Collection** is designed for collaborative fun. Push, spin, plug, and take aim. This troupe of whimsical and looping play features delights waterplayers with a spectacular water show for all ages.

COLOURS



DREAM. DESIGN. DELIVER.





## THE EHRLING COLLECTIONS

A product design collaboration with Markus Ehring, world-renowned public space designer, the Ehring Collections by Waterplay are the perfect balance of play value, beauty, form, and function.

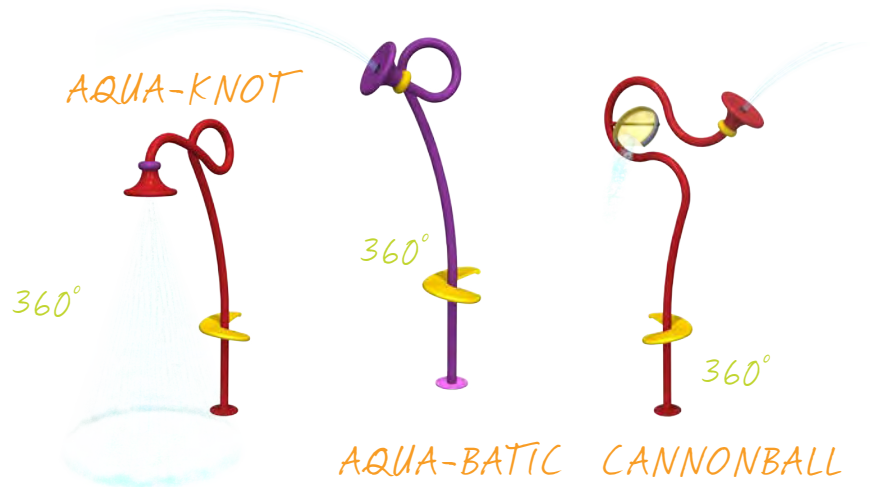


AQUATIC PLAY ehring collections

URBAN SPACE



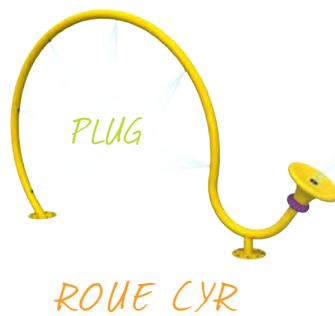
# CIRQUE



soakers & sprays



cannons



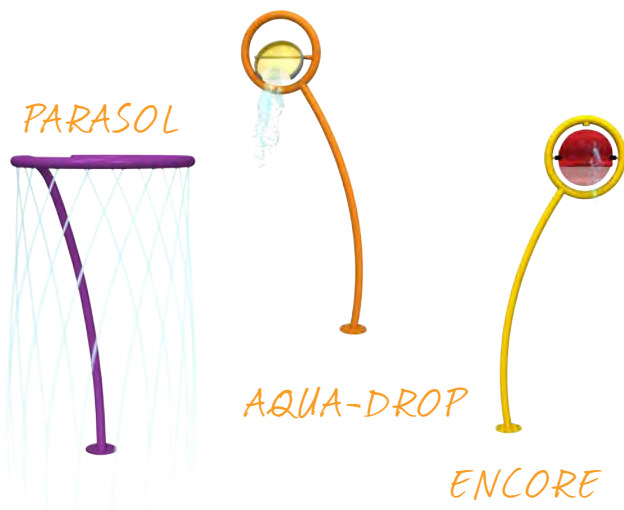
arches

PUSH DOWN  
AND WATCH  
THE NEAREST  
GROUND SPRAY  
SHOOT HIGHER!



BOINGO





small splashes



PRESTO



activators

SPIN



RINGMASTER

SPIN THE  
RINGMASTER  
TO ACTIVATE  
SURROUNDING  
WATER :)

WATCH THE  
BUCKET FILL  
AND GET  
READY FOR THE  
BIG SPLASH.



BIG TOP SOAKER

Visit [www.waterplay.com](http://www.waterplay.com) for detailed product information.




ehring

CREATIVE  
COLLECTION

GRASSLANDS

COLOURS

ACCENTS





COMMUNITY PARK

DREAM. DESIGN. DELIVER.



Tall blades of grass, whimsical wildflowers, smooth stones, and friendly creatures, the Grasslands Collection brings the wonder and beauty of nature to the play pad.



# GRASSLANDS




FLUTTER



SPARX



CHARLOTTE



GRASSES



MORNING GRASSES



DEW DROP

friendly shoots of grass







activator



cannons



ANETH BLOOMS



BLUE BOTTLE

POPPY BUD



CORN POPPY



BOTTLE BUD



whimsical wildflowers


Visit [www.waterplay.com](http://www.waterplay.com) for detailed product information.




# GRASSLANDS




## DISCOVERY STREAM



FISH



SEA GRASS



SEA  
BLOSSOM



STOUT  
MOUSE



WET WELLY




DUCK WHEEL

Inspired by nature, designed for fun—the Discovery Stream is a modular streambed packed full of fascinating water weirs that challenge the mind and evoke thoughtful play. Perfect for waterplayers of all ages and abilities.

Weirs are also available as stand-alone features for pre-existing water beds.

discovery stream & weirs





SURF STONES



# STONES



SAND STONES



## serene stones

COVER THE NOZZLES TO  
PUSH THE WATER HIGHER!



## crawling ground sprays

Visit [www.waterplay.com](http://www.waterplay.com) for detailed product information.






## PRAIRIE WINDS PARK

canada

FIND YOUR WAY THROUGH SHOWERING POPPIES, TALL GRASSES, GIANT DEW DROPS, AND A SHIMMERING STREAM FULL OF FISH AT PRAIRIE WINDS PARK. THIS NATURE-INSPIRED AQUATIC PLAY SPACE PROVIDES FAMILIES IN CALGARY, ALBERTA WITH WATER PLAY FUN THROUGHOUT THE SUMMER SEASON. THE MODERN, ECO-FRIENDLY DESIGN CREATES AN ATTRACTIVE PUBLIC SPACE WHERE THE COMMUNITY CAN GATHER, RELAX, AND CONNECT THROUGH PLAY.








urban

## CREATIVE COLLECTION

## REVOLUTIONS

The **Revolutions Collection** was designed on an axis. Featuring smooth lines, 360° revolutions, spirals, and spheres, this stunning group of products and colours unites play with a contemporary design aesthetic.

COLOURS



DREAM. DESIGN. DELIVER.





REVOLUTIONS



MEGA SOAKER

big splashes



BLOOMIN' SOAKERS

BLOOMIN' SPINNERS



HELICES

soakers & sprays

SPINNY SQUIRT




360°



SOLIS'



FUN-BRELLA



360°

U.S.O.

small splashes





360°  
BLASTERS



360°  
TWISTER



PUSH  
POWER POST



ACTION  
PLATE



STEP TO  
ACTIVATE  
WATER.

## cannons

SPIN SOAKER

360°  
SPIRAL  
SPRAY



360°  
SPIN SOAKER



## activators

SPRAY LOOP  
TUNNEL



WATER-O



## arches



Visit [www.waterplay.com](http://www.waterplay.com) for detailed product information.



urban

CREATIVE  
COLLECTION

JAMSESSIONS

AQUATIC CENTRE




COLOURS



DREAM. DESIGN. DELIVER.



Everyone's a musician with the JamSessions Collection. Dance under the spilling bells, plug the nozzles of the Tuney Tube to create sounds, or compose your next big hit on the keys of the Tappin' Tunes.



JAMSESSIONS



TAPPIN' TUNES

COVER THE NOZZLES  
TO TRIGGER SOUND!




SOUND SPRAY

sound




COVER

TUNEY TUBE



SNEAKY SOAKERS



KOKOSPILLI

SKY-BRELLA



WAVY  
WAND

soakers & sprays





BUBBLE  
TROUBLE

water table



RAINBOW




AQUA ARCH

arches



MAGNIF-EYE

360°



360°

U.S.O.



FUN-BRELLA



MISTY  
TWISTY

TURN

COSMIC  
CANNON



360°



MAESTRO

small splashes

cannon

activator

Visit [www.waterplay.com](http://www.waterplay.com) for detailed product information.



themed

# CREATIVE COLLECTION

NATURE

Get back to the basics with the Nature Collection. Giant raining leaves, trees, flowers, spraying cat tails, and grass-inspired water cannons designed to peak the imagination of all waterplayers, young and experienced.



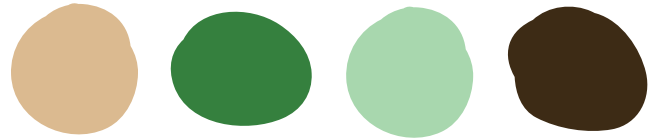
DREAM. DESIGN. DELIVER.



ACCENTS



COLOURS




COMMUNITY PARK

AQUATIC PLAY themed collections




# NATURE

wildwood



TRILLI LILLIES



DAISY  
MAES



RAIN  
FOREST

CAT  
TAIL



flora






FUN-BRELLA




360°



FUN-GUY


small splashes

PAPILLON



CATERSPILLER

fauna



360°

WIGGLIES

cannons

STEP TO  
ACTIVATE  
WATER.

ACTION  
PLATE



PUSH




POWER POST

activator

Visit [www.waterplay.com](http://www.waterplay.com) for detailed product information.



REFRESH AND RECHARGE BY INDULGING  
YOUR SENSES IN THE TRANQUILITY OF  
FLOWING WATER. A LUSH CANOPY OF  
WATERLEAVES BRINGS THE BEAUTY OF  
THE RAINFOREST CLOSE TO HOME AT  
WOODHAVEN CONDOMINIUMS. THE SLEEK  
ARCHITECTURAL DESIGN OF THESE PLAY  
FEATURES PERFECTLY FITS THIS MODERN,  
FORWARD THINKING HOUSING PROJECT.







WOODHAVEN CONDOMINIUMS

singapore



# NATURE

.....  
ranch & jungle

## additional themes

Our Nature Collection is adaptable. Use the Ranch and Jungle themed products to build onto the Wildwood Collection and tell a story that's not only unique, but full of themed fun!

See pages 28 & 29 for Wildwood Collection.

SHOWER TOWER



CHARGER



WATER  
TOWER

RANCH


ranch theme

COLOURS

ACCENTS







JUNGLE

GEROME



POLY  
PALMS



jungle theme

COLOURS

ACCENTS



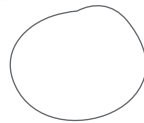
themed

# CREATIVE COLLECTION

NAUTICAL

COLOURS

ACCENT




HOTEL & RESORT



DREAM. DESIGN. DELIVER.

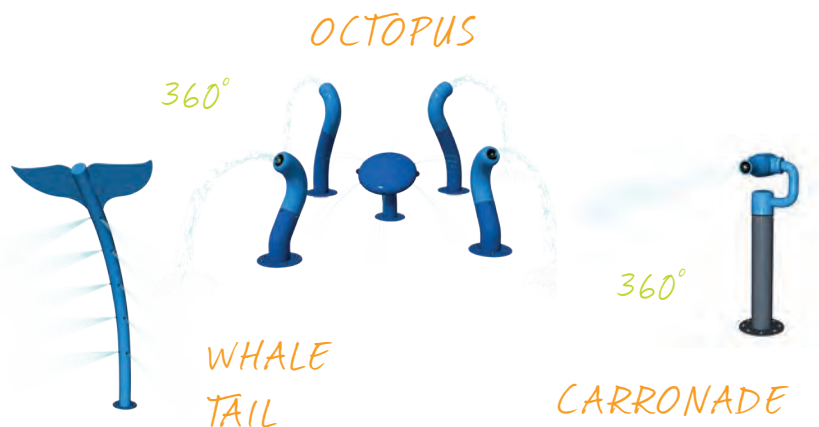
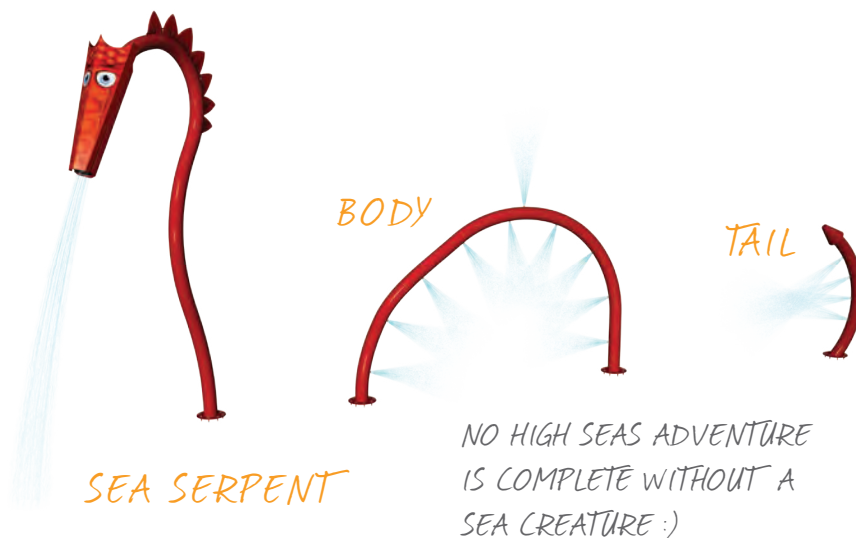


Escape to the high seas. The Nautical Collection is sure to unleash adventure and courage in waterplayers of all ages and abilities. Brave the open water on the H.M.S. Waterplay, spray the nearest pirate, or play with the friendly octopus... just make sure to bring your towel as there's no dry land in sight!



# NAUTICAL

high seas



sea creatures


cannon



small splashes







anchors & rods



boat & mast




soakers & sprays



activators

Visit [www.waterplay.com](http://www.waterplay.com) for detailed product information.






INSPIRED BY DURBAN'S  
SUBTROPICAL BEACHES, THE  
GO WILD WATER PARK AT THE  
WAVE HOUSE ENTERTAINMENT  
CENTRE BRINGS SAND AND  
SURF TO THE BIG CITY.  
LOCATED IN THE GATEWAY  
THEATRE OF SHOPPING,  
THE SPACE TAKES KIDS  
AND FAMILIES ON A COOL  
ADVENTURE. SET SAIL ON A  
MAGNIFICENT PIRATE SHIP,  
NAVIGATE TIDAL WAVES FROM  
THE MEGA SOAKER, OR CHILL  
OUT UNDER SHOWERING  
PALM TREES. BUT WATCH FOR  
SPRAYING TENTACLES-A GIANT  
SEA MONSTER LURKS!

GO WILD WATER PARK

— south africa







# NAUTICAL

## surf spray

### additional themes

The Surf Spray Collection perfectly embodies the serenity and playfulness of the beach. Use these features together with the High Seas Collection to slow down your nautical adventure and create a zen play space full of surf, sun, and fun.

See pages 36 & 37 for High Seas Collection.



SURFBOARD

SOLIS'






RAIN  
CAP

## SURF SPRAY


COLOURS

surf spray theme

ACCENTS







Visit [www.waterplay.com](http://www.waterplay.com) for detailed product information.






classic

CREATIVE  
COLLECTION

KALEIDOSCOPE

COLOURS



DREAM. DESIGN. DELIVER.



**A child's imagination** is full of bright colours and fun shapes. The Kaleidoscope Collection takes waterplayers on an action-packed, playful adventure through a real life wonderland of discovery.

*COMMUNITY PARK*



AQUATIC PLAY classic collections






KALEIDOSCOPE



FROGGIE-O



ARCHIE



SPRAY LOOP  
TUNNEL

arches



SPRAYOLA

FUN-GUY



360°



360°

SPINNY SQUIRT



MIST  
STICK

FUN-BRELLA




MISTY  
TWISTY

TURN

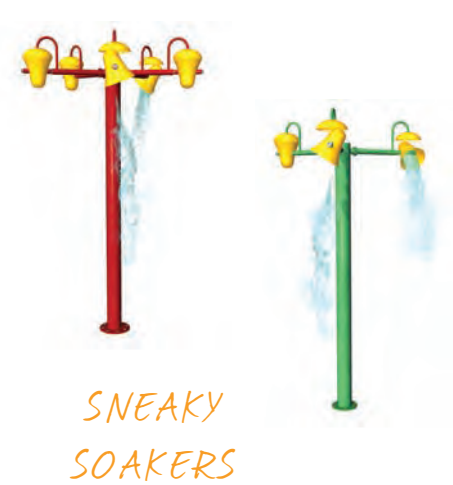


small splashes






soakers & sprays



SPIN-A-ROO



SPLASH  
BLASTER

cannon

STEP TO  
ACTIVATE  
WATER

ACTION  
PLATE



POWER  
POST



activator



Visit [www.waterplay.com](http://www.waterplay.com) for detailed product information.




A young boy with dark hair, wearing a blue t-shirt and green shorts, is smiling and playing at a water park. He is holding a yellow and pink water cannon that is spraying water. The background is filled with other water park structures and splashing water, creating a vibrant and playful atmosphere.

## WET N' WILD SYDNEY

australia

LITTLE VISITORS AREN'T LEFT BEHIND AT ONE OF THE BIGGEST WATER PARK ATTRACTIONS IN THE WORLD. THIS BRIGHT AND CHEERFUL PLAY PAD AT WETN' WILD SYDNEY KEEPS THE FUN FLOWING FOR CHILDREN AND TODDLERS WITH HANDS-ON WATER CANNONS, SNEAKY GROUND SPRAYS, AND THRILLING SPLASHES TO SOAK THE SENSES. IT'S A WATER PLAY ADVENTURE THAT FITS THE WHOLE FAMILY.





# PLAY PALS



SKY-BRELLA




SNEAKY  
SOAKERS




soakers & sprays

360°




SPINNY  
SQUIRT




U.S.O.

360°



FUN-GUY

FUN-BRELLA



small splashes



SPRAY LOOP  
TUNNEL

WATER-O



arches



360°

BLASTERS



cannons

DREAM. DESIGN. DELIVER.





Some features are designed to be adaptable. Play Pals are features that will complement any collection or space design.



small splashes

POWER  
POST



PUSH

ACTION PLATE

activators



# GROUND SPRAYS



TEAM EFFECT



GROUP VOLCANO



TEAM EFFECT  
MINI



DOUGHNUT

COVER THE NOZZLES TO  
PUSH THE WATER HIGHER!

cause & effect



TIDAL WAVE

WAVE




TWIN SPURT

STEADY STREAM

directional





SPRAY TUNNEL 4



SPRAY TUNNEL 8



LILY PAD

tunnel

customizable



TILTY POP-IT

POP-IT

SPONTANEOUS  
BURSTS OF WATER...

dynamic

## THEY GO ANYWHERE...

Complete your design with different spray effects, create a design using only ground sprays, or combine them with Glow Effects and Luminaries for a multi-functional space.

Ground sprays are an essential part of every design.



SPLIT SPURT



Visit [www.waterplay.com](http://www.waterplay.com) for detailed product information.



stomp, dance, hop with




DREAM. DESIGN. DELIVER.




# PUDDLES!



PUDDLE 1



PUDDLE 2



PUDDLE 3

## puddles

An exciting take on the traditional ground spray, Puddles bring the fun of rain puddles to the play pad. Designed with a squishy jump pad, this ground spray encourages waterplayers to stomp, dance, or hop to create a splashy water effect.

Visit [www.waterplay.com](http://www.waterplay.com) for detailed product information.



BUTTERCUP




CHARLOTTE'S WEB



STARLET SPRAY



TOWER SPRAY



MOP TOP



multi-directional




TAPPIN' TUNES

sound

COVER THE  
NOZZLES  
TO TRIGGER  
SOUND :)



SOUND SPRAY





## CONFETTI SPRAY



TULIP



MISTY  
MOUNTAIN



SOLO  
SPURT



GEYSER



FOUNTAIN  
MOUNTAIN



STRAIGHT UP

MONSTER 5



GUSHER



classic

Visit [www.waterplay.com](http://www.waterplay.com) for detailed product information.



# LUMINARIES & GLOW EFFECTS

Create a multi-functional space for play and visual beauty.

FLUSH-MOUNTED LED LIGHTS ILLUMINATE SURROUNDING WATER



GLOW EFFECTS



LUMINARIES

RECESSED LED LIGHTS ILLUMINATE INTEGRATED GROUND SPRAY.



COVELESKI STADIUM

usa

FAMILY FUN IN THE DAY AND A SPECTACULAR WATER FEATURE BY NIGHT. COVELESKI BASEBALL STADIUM USED LUMINARIES AND GLOW EFFECTS FOR A STUNNING AND PLAYFUL WATER DISPLAY.

luminaries & glow effects

DREAM. DESIGN. DELIVER.





Visit [www.waterplay.com](http://www.waterplay.com) for detailed product information.






# GATHERINGS

*PLAY, SIT, EXPLORE.*

Recreational tables, benches, and stools for the whole family.

DREAM. DESIGN. DELIVER.







These floating leaves bring a sense of motion to still spaces—a multi-functional table and stool design for playing, picnicking, and relaxing.

leaves


PICNIC  
TABLE



A dynamic bench, kids love tagging along as Mother Duck goes for a walk with her Ducklings, looking for the Lost Egg.



ducks



AMENITIES gatherings

Visit [www.waterplay.com](http://www.waterplay.com) for detailed product information.

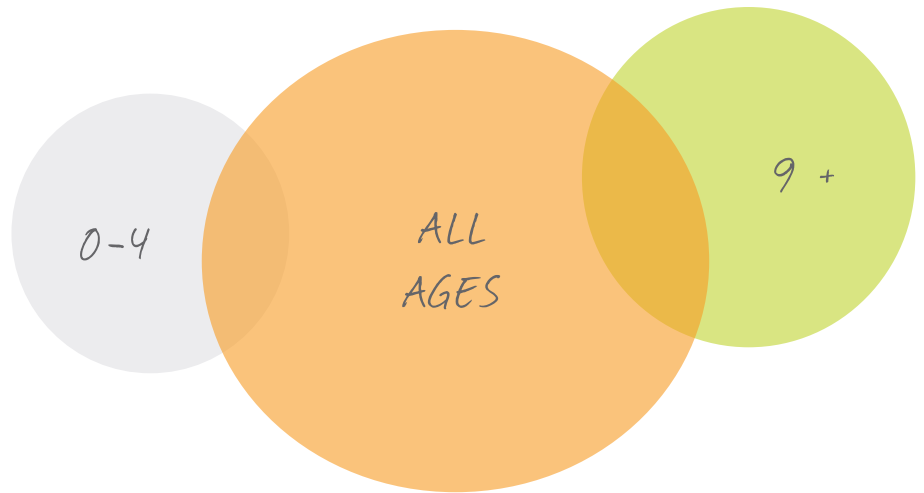


# INSPIRATION

DESIGN FOR INTERACTION & PLAY

## PLAY ZONES

Ensure your space is safe and stimulating for all ages and abilities with play zones.



Good design has a story to tell.

## INCLUSIVITY


The naturally inclusive landscape of the aquatic play pad, and the features that bring it to life, gather people together for a fun adventure that satisfies unique physical and cognitive needs while allowing for a wide range of accessibility for all ages and abilities.

DREAM. DESIGN. DELIVER.



# PLAY CLUSTERS™

Encourage specific play styles through clusters of play perfect for any setting.



MARCHING ANTS TOGETHER WITH A CIRCLE OF STONES CREATE A CONTEMPLATIVE PLAY SPACE OR MOMENTARY ESCAPE FROM A BUSTLING URBAN ENVIRONMENT.

## PLAYFUL MEADOW



## CRITTERS IN THE GRASS



## POPPY LABYRINTH



## SERENE STONES




GROUP MULTIPLE CORN POPPIES TOGETHER FOR IMPACT AND USE GROUND SPRAYS TO CREATE A UNIQUE WATER LABYRINTH.



# INSPIRATION

TELL YOUR STORY WITH COLOUR




*BEIGE · VANILLA · YELLOW · MELON · ORANGE · RED · MAROON · PLUM · PURPLE · ROYAL BLUE*

**Stories come to life through colour.** Deep blues and gentle greens, sharp reds and muted creams, each of these colours can align with a theme, place, adventure, or moment in history to provide narrative to your space design.

Choose a Colour Collection unique to your project or choose from one of Waterplay's carefully crafted preset collections. Go ahead—dare to be bold with colour!









BLUE · TURQUOISE · FOREST · FERN · OCEAN · SAGE · GREY · BROWN · GRAPHITE · WHITE · BLACK

## VERNAZZA SEASIDE ADVENTURE

### COLOURS



### ACCENTS



# TECHNOLOGIES + MATERIALS

## DEX

Accelerate, phase, and swap with DEX™, a flush-to-grade anchoring system that eliminates the need for toe guards and combines clean design aesthetic with functionality and streamlined installation.



## 360° ROTATIONAL HUB

Easy movement for all ages and abilities, the 360° rotational hub features continuous and smooth movement. Adjustable spray zones ensure that this durable hub meets the needs and requirements of all play pad designs.

## CAUSE & EFFECT

Push, spin, plug, turn, aim, and jump, Waterplay's product designs encourage waterplayers to collaborate, explore, and push the bounds of play to new limits through technologies that encourage interaction and discovery.



## ACTIVATION

Optimize water use! Waterplay's on-demand and action activators let waterplayers of all ages and abilities control when the water is turned on. A great way to reduce water consumption while creating a dynamic play experience.



We are committed to manufacturing products with low flow rates and encouraging play space design that takes into consideration sustainable water consumption through activation, sequencing, and water management best practices.

DREAM. DESIGN. DELIVER.



our newest  
colours...

MAROON



TURQUOISE




GREY



MELON




OCEAN



Designed to withstand the elements, our super durable, lead-free powder coating is built to stand up to extreme climate temperatures, moisture, and UV exposure.

colours



Create a statement in your next design with Waterplay's AquaLume™, an impact resistant and durable polymer that blends colour with water and light for a truly stunning play experience.

AquaLume™

Non-toxic, durable, and vandal resistant, our industry-leading materials are carefully selected to ensure a safe play experience that stands the test of time. We CARE about quality as well as the world we leave behind for future generations. Our industry-leading materials take into consideration their post-consumer lifecycle and are backed by a comprehensive warranty.

materials



| PRODUCT               | H/W/L                             | FLOW              | PAGE | PRODUCT            | H/W/L                          | FLOW             | PAGE |
|-----------------------|-----------------------------------|-------------------|------|--------------------|--------------------------------|------------------|------|
| CIRQUE COLLECTION     |                                   |                   |      | CRITTER 1          | 23/14/14"<br>585/349/349 mm    | 2 GPM<br>9 LPM   | 13   |
| AQUA-BATIC            | 119/37/26"<br>3010/940/611 mm     | 6 GPM<br>23 LPM   | 8    | CRITTER 2          | 36/14/14"<br>925/349/349 mm    | 2 GPM<br>9 LPM   | 13   |
| AQUA-DROP             | 127/51/12"<br>3215/1297/300 mm    | 5 GPM<br>19 LPM   | 9    | DEW DROP           | 131/35/61"<br>3320/898/1550 mm | 10 GPM<br>38 LPM | 12   |
| AQUA-KNOT             | 119/58/24"<br>3010/1464/600 mm    | 10 GPM<br>37 LPM  | 8    | DS-DUCK<br>WHEEL   | 21/19/20"<br>531/478/508 mm    | N/A              | 14   |
| BATON                 | 41/4/4"<br>1042/90/90 mm          | 15 GPM<br>57 LPM  | 9    | DS-LITTLE BEND     | 9/41/46"<br>229/1050/1168 mm   | N/A              | 14   |
| BIG TOP               | 189/59/52"<br>4800/1511/1310 mm   | 30 GPM<br>130 LPM | 9    | DS-LONG BEND       | 9/83/88"<br>229/2113/2224 mm   | N/A              | 14   |
| BOINGO                | 21/19/19"<br>545/470/470 mm       | 6 GPM<br>23 LPM   | 8    | DS-OCEAN           | 9/80/86"<br>229/2026/2191 mm   | N/A              | 14   |
| CANNON                | 57/43/19"<br>1438/1100/470 mm     | 6 GPM<br>23 LPM   | 8    | DS-ONE FISH        | 9/41/46"<br>229/1050/1162 mm   | N/A              | 14   |
| CANNONBALL            | 137/71/19"<br>3475/1793/470 mm    | 11 GPM<br>42 LPM  | 8    | DS-SEA<br>BLOSSOM  | 9/12/3"<br>229/305/76 mm       | N/A              | 14   |
| DJEMBE                | 22/19/20"<br>563/470/497 mm       | 10 GPM<br>38 LPM  | 9    | DS-SEA GRASS       | 6/12/16"<br>152/305/400 mm     | N/A              | 14   |
| ENCORE                | 132/54/12"<br>3350/1375/305 mm    | 4 GPM<br>15 LPM   | 9    | DS-SPRING          | 9/72/76"<br>229/1829/1918 mm   | 20 GPM<br>76 LPM | 14   |
| PARASOL               | 105/60/60"<br>2655/1511/1511 mm   | 20 GPM<br>75 LPM  | 9    | DS-STOUT<br>MOUSE  | 8/12/12"<br>211/305/305 mm     | N/A              | 14   |
| PRESTO                | 39/21/20"<br>987/536/483 mm       | N/A               | 9    | DS-TWO FISH        | 9/83/88"<br>229/2108/2235 mm   | N/A              | 14   |
| RINGLING              | 39/21/20"<br>990/540/483 mm       | 6 GPM<br>23 LPM   | 8    | DS-WET WELLY       | 12/3/8"<br>305/76/203 mm       | N/A              | 14   |
| RINGMASTER            | 42/39/24"<br>1075/990/603 mm      | N/A               | 9    | FLUTTER            | 144/35/35"<br>3661/884/884 mm  | 10 GPM<br>38 LPM | 12   |
| ROUE CYR              | 82/141/18"<br>2083/3580/457 mm    | 10 GPM<br>38 LPM  | 8    | FROG               | 0/20/22"<br>0/508/565 mm       | 3 GPM<br>11 LPM  | 15   |
| GRASSLANDS COLLECTION |                                   |                   |      | GECKO              | 0/18/47"<br>0/451/1187 mm      | 3 GPM<br>11 LPM  | 15   |
| ANETH BLOOM 1         | 128/56/56"<br>3244/1456/1456 mm   | 10 GPM<br>38 LPM  | 13   | GRASS 1            | 118/28/28"<br>2997/711/711 mm  | N/A              | 12   |
| ANETH BLOOM 3         | 157/123/123"<br>3980/3127/3127 mm | 20 GPM<br>76 LPM  | 13   | GRASS 2            | 131/35/35"<br>3320/889/889 mm  | N/A              | 12   |
| ANETH BLOOM 6         | 164/141/141"<br>4154/3590/3590 mm | 40 GPM<br>151 LPM | 13   | GRASS 3            | 144/27/27"<br>3661/678/678 mm  | N/A              | 12   |
| ANTS 3                | 0/12/56"<br>457/305/1372 mm       | 3 GPM<br>11 LPM   | 15   | MORNING<br>GRASS 1 | 118/28/28"<br>2997/711/711 mm  | 5 GPM<br>19 LPM  | 12   |
| ANTS 5                | 0/12/89"<br>457/305/2235 mm       | 5 GPM<br>19 GPM   | 15   | MORNING<br>GRASS 2 | 131/35/35"<br>3320/889/889 mm  | 5 GPM<br>19 LPM  | 12   |
| BLUE BOTTLE           | 106/36/36"<br>2686/906/906 mm     | 10 GPM<br>38 LPM  | 13   | MORNING<br>GRASS 3 | 144/27/27"<br>3661/678/678 mm  | 5 GPM<br>19 LPM  | 12   |
| BOTTLE BUD            | 85/34/34"<br>2154/861/861 mm      | 2 GPM<br>8 LPM    | 13   | POPPY BUD          | 61/13/13"<br>1572/330/330 mm   | 2 GPM<br>9 LPM   | 13   |
| CHARLOTTE             | 144/27/27"<br>3661/680/680 mm     | 5 GPM<br>19 LPM   | 12   | SAND STONE         | 24/42/71"<br>610/1067/1083 mm  | N/A              | 15   |
| CORN POPPY            | 126/4/41"<br>3189/101/1051 mm     | 10 GPM<br>38 LPM  | 13   | SAND STONE 2       | 11/29/29"<br>279/737/737 mm    | N/A              | 15   |



| PRODUCT                | H/W/L                             | FLOW              | PAGE |
|------------------------|-----------------------------------|-------------------|------|
| SAND STONE 3           | 12/17/22"<br>305/432/559 mm       | N/A               | 15   |
| SNAKE                  | 0/42/42"<br>0/1067/1067 mm        | 5 GPM<br>19 LPM   | 15   |
| SPARX                  | 144/41/41"<br>3658/898/898 mm     | 15 GPM<br>57 LPM  | 12   |
| SPROUT                 | 43/15/15"<br>1099/390/390 mm      | N/A               | 13   |
| SURF STONE 1           | 10/22/27"<br>255/560/685 mm       | 3 GPM<br>11 LPM   | 15   |
| SURF STONE 2           | 11/19/28"<br>280/483/710 mm       | 3 GPM<br>11 LPM   | 15   |
| SURF STONE 3           | 10/20/27"<br>255/510/685 mm       | 3 GPM<br>11 LPM   | 15   |
| REVOLUTIONS COLLECTION |                                   |                   |      |
| ACTION PLATE           | 0/6/6"<br>152/152 mm              | N/A               | 21   |
| BLOOMIN' SOAKER 1      | 126/54/16"<br>3204/1372/406 mm    | 15 GPM<br>57 LPM  | 20   |
| BLOOMIN' SOAKER 2      | 138/101/27"<br>3508/2573/406 mm   | 30 GPM<br>114 LPM | 20   |
| BLOOMIN' SPINNER 1     | 145/67/24"<br>3679/1692/610 mm    | 15 GPM<br>57 LPM  | 20   |
| BLOOMIN' SPINNER 2     | 157/126/24"<br>3983/3212/610 mm   | 30 GPM<br>114 LPM | 20   |
| FUN-BRELLA             | 40/6/6"<br>1010/152/152 mm        | 15 GPM<br>57 LPM  | 20   |
| HELICES                | 121/43/43"<br>3073/1092/1092 mm   | 6 GPM<br>23 LPM   | 20   |
| MEGA SOAKER            | 212/101/101"<br>5385/2565/2565 mm | 40 GPM<br>151 LPM | 20   |
| POWER POST             | 39/6/6"<br>981/152/152 mm         | N/A               | 21   |
| SOLIS 24               | 24/24/24"<br>610/610/610 mm       | 14 GPM<br>53 LPM  | 20   |
| SOLIS 36               | 36/36/36"<br>910/910/910 mm       | 14 GPM<br>53 LPM  | 20   |
| SPIN SOAKER            | 120/32/30"<br>3047/820/772 mm     | 5 GPM<br>18 LPM   | 21   |
| SPINNY SQUIRT          | 25/20/20"<br>640/508/508 mm       | 3 GPM<br>11 LPM   | 20   |
| SPIRAL SPRAY           | 144/27/31<br>3656/688/796 mm      | 6 GPM<br>23 LPM   | 21   |
| SPLASH BLASTER         | 39/12/9"<br>980/305/238 mm        | 6 GPM<br>23 LPM   | 21   |
| SPRAY LOOP TUNNEL      | 74/96/88"<br>1873/2427/2224 mm    | 22 GPM<br>82 LPM  | 21   |
| TEAM BLASTER           | 40/13/34"<br>1026/330/852 mm      | 12 GPM<br>45 LPM  | 21   |
| TWISTER                | 48/25/20"<br>1210/630/508 mm      | 6 GPM<br>23 LPM   | 21   |

| PRODUCT                      | H/W/L                            | FLOW                   | PAGE |
|------------------------------|----------------------------------|------------------------|------|
| U.S.O                        | 23/20/22"<br>587/508/565 mm      | 10 GPM<br>38 LPM       | 20   |
| WATER-O                      | 72/88/6"<br>1828/2224/152 mm     | 5 GPM<br>20 LPM        | 21   |
| JAMSESSIONS COLLECTION       |                                  |                        |      |
| AQUA ARCH                    | 67/156/6"<br>1702/3962/152 mm    | 5-23 GPM<br>20-85 LPM  | 25   |
| BUBBLE TROUBLE               | 105/133/93"<br>2667/3378/2362 mm | 20 GPM<br>76 LPM       | 25   |
| COSMIC CANNON                | 39/8/21"<br>990/204/517 mm       | 6 GPM<br>23 LPM        | 25   |
| FUN-BRELLA                   | 40/6/6"<br>1010/152/152 mm       | 15 GPM<br>57 LPM       | 25   |
| KOKOSPILLI                   | 146/101/6"<br>3708/2565/152      | 7-30 GPM<br>27-114 LPM | 24   |
| MAESTRO                      | 44/23/6"<br>1125/584/152 mm      | N/A                    | 25   |
| MAGNIF-EYE                   | 36/21/29"<br>922/546/737 mm      | 4 GPM<br>14 LPM        | 25   |
| MISTY TWISTY                 | 52/11/6"<br>1321/273/152 mm      | 11 GPM<br>41 LPM       | 25   |
| RAINBOW                      | 68/152/94"<br>1721/3861/2388 mm  | 22 GPM<br>82 LPM       | 25   |
| SKY-BRELLA                   | 79/6/6"<br>2017/152/152 mm       | 15 GPM<br>57 LPM       | 24   |
| SNEAKY SOAKER 3              | 132/60/69"<br>3360/1585/1765 mm  | 12 GPM<br>45 LPM       | 24   |
| SNEAKY SOAKER 5              | 132/76/73"<br>3360/1927/1847 mm  | 20 GPM<br>76 LPM       | 24   |
| SOUND SPRAY                  | 0/12/12"<br>0/305/305 mm         | 4 GPM<br>17 LPM        | 24   |
| TAPPIN' TUNES                | 0/42/82"<br>0/1067/2096 mm       | 8 GPM<br>29 LPM        | 24   |
| TUNEY TUBE                   | 73/32/16"<br>1888/807/406 mm     | 8 GPM<br>30 LPM        | 24   |
| U.S.O.                       | 23/20/22"<br>587/498/565 mm      | 10 GPM<br>38 LPM       | 25   |
| WAVY WAND                    | 160/21/6"<br>4067/540/152 mm     | 10 GPM<br>38 LPM       | 24   |
| NATURE COLLECTION • WILDWOOD |                                  |                        |      |
| ACTION PLATE                 | 0/6/6"<br>152/152 mm             | N/A                    |      |
| CATERSPILLER                 | 120/37/16"<br>3048/940/406 mm    | 26 GPM<br>97 LPM       | 29   |
| CAT TAIL                     | 96/27/10"<br>2438/686/254 mm     | 20 GPM<br>74 LPM       | 28   |
| DAISY MAE (STRAIGHT)         | 120/69/67"<br>3049/1753/1710 mm  | 10 GPM<br>38 LPM       | 28   |
| DAISY MAE (WAVY)             | 139/67/69"<br>3538/1710/1753 mm  | 10 GPM<br>38 LPM       | 28   |



| PRODUCT                            | H/W/L                           | FLOW              | PAGE |
|------------------------------------|---------------------------------|-------------------|------|
| FUN-BRELLA                         | 40/6/6"<br>1010/152/152 mm      | 15 GPM<br>57 LPM  | 29   |
| FUN-GUY                            | 24/22/20"<br>619/559/508 mm     | 4 GPM<br>14 LPM   | 29   |
| LEAFLET                            | 152/74/32"<br>3861/1880/813 mm  | 25 GPM<br>96 LPM  | 28   |
| PAPILLON                           | 128/60/85"<br>3302/1524/2159 mm | 10 GPM<br>38 LPM  | 29   |
| POWER POST                         | 39/6/6"<br>981/152/152 mm       | N/A               | 29   |
| RAIN CAP                           | 115/82/82"<br>2921/2083/2083 mm | 10 GPM<br>38 LPM  | 28   |
| RAIN FOREST                        | 174/74/70"<br>4419/1880/1778 mm | 10 GPM<br>38 LPM  | 28   |
| TRILLI LILY<br>(STRAIGHT)          | 133/79/78"<br>3378/1997/1968 mm | 10 GPM<br>38 LPM  | 28   |
| TRILLI LILY<br>(WAVY)              | 152/79/78"<br>3865/1997/1969 mm | 10 GPM<br>38 LPM  | 28   |
| WATERLEAF                          | 138/121/35"<br>3501/3077/889 mm | 20 GPM<br>76 LPM  | 28   |
| WIGGLY                             | 39/16/6"<br>1000/403/152 mm     | 6 GPM<br>23 LPM   | 29   |
| WIGGLY JR.                         | 28/12/6"<br>718/314/152 mm      | 6 GPM<br>23 LPM   | 29   |
| WIGGLY SR.                         | 51/16/6"<br>1305/403/152 mm     | 6 GPM<br>23 LPM   | 29   |
| NATURE COLLECTION • RANCH & JUNGLE |                                 |                   |      |
| CHARGER                            | 150/114/12"<br>3810/2896/305 mm | 13 GPM<br>49 LPM  | 32   |
| GEROME                             | 125/128/12"<br>3175/3251/305 mm | 13 GPM<br>49 LPM  | 33   |
| POLY PALM<br>(STRAIGHT)            | 120/76/72"<br>3047/1930/1829 mm | 10 GPM<br>38 LPM  | 33   |
| POLY PALM<br>(CURVY)               | 140/76/73"<br>3546/1929/1854 mm | 10 GPM<br>38 LPM  | 33   |
| POLY PALM<br>(WINDY)               | 115/70/76"<br>2621/1778/1930 mm | 10 GPM<br>38 LPM  | 33   |
| SHOWER<br>TOWER                    | 192/90/90"<br>4874/2286/2286 mm | 35 GPM<br>135 LPM | 32   |
| WATER TOWER                        | 140/24/35"<br>3543/610/888 mm   | 13 GPM<br>49 LPM  | 32   |
| NAUTICAL COLLECTION • HIGH SEAS    |                                 |                   |      |
| ACTION PLATE                       | 0/6/6"<br>0/152/152 mm          | N/A               | 37   |
| ANCHORS AWAY                       | 120/96/12"<br>3054/2439/305 mm  | 5 GPM<br>18 LPM   | 37   |
| CALYPSO                            | 45/76/92"<br>1141/1933/2327 mm  | N/A               | 37   |
| CARRONADE                          | 44/20/12"<br>1117/497/305 mm    | 6 GPM<br>23 LPM   | 36   |

| PRODUCT                           | H/W/L                            | FLOW              | PAGE |
|-----------------------------------|----------------------------------|-------------------|------|
| CROW'S NEST                       | 144/117/51"<br>3650/2969/1296 mm | 11 GPM<br>42 LPM  | 37   |
| FISHIN' POLE                      | 162/114/6"<br>4110/2896/152 mm   | 13 GPM<br>49 LPM  | 37   |
| FUN-BRELLA                        | 40/6/6"<br>1013/152/152 mm       | 15 GPM<br>57 LPM  | 36   |
| I-SPY STORM                       | 53/6/6"<br>1346/152/152 mm       | 13 GPM<br>50 LPM  | 36   |
| MAGNIF-EYE                        | 36/21/29<br>922/546/737 mm       | 4 GPM<br>14 LPM   | 36   |
| OCTOPUS                           | 39/105/105"<br>990/2667/2667 mm  | 28 GPM<br>106 LPM | 36   |
| PERRY SCOPE                       | 118/36/6"<br>3004/914/152 mm     | 100 GPM<br>38 LPM | 37   |
| POLY PALM<br>(STRAIGHT)           | 120/76/72"<br>3047/1930/1829 mm  | 10 GPM<br>38 LPM  | 37   |
| POLY PALM<br>(WINDY)              | 115/70/76"<br>2621/1778/1930 mm  | 10 GPM<br>38 LPM  | 37   |
| POWER POST                        | 39/6/6"<br>981/152/152 mm        | N/A               | 37   |
| SAIL AWAY                         | 166/63/12"<br>4212/1600/305 mm   | 9 GPM<br>34 LPM   | 37   |
| SEA SERPENT                       | 164/77/20"<br>4166/1956/508 mm   | 10 GPM<br>38 LPM  | 36   |
| SEA SERPENT<br>(BODY)             | 77/144/6"<br>1966/3655/305 mm    | 4 GPM<br>16 LPM   | 36   |
| SEA SERPENT<br>(TAIL)             | 66/26/9"<br>1672/656/229 mm      | 2 GPM<br>9 LPM    | 36   |
| WHALE TAIL                        | 104/54/83"<br>2637/1363/2108 mm  | 6 GPM<br>23 LPM   | 36   |
| NAUTICAL COLLECTION • SURF SPRAY  |                                  |                   |      |
| RAIN CAP                          | 115/82/82"<br>2921/2083/2083 mm  | 10 GPM<br>38 LPM  | 40   |
| SOLIS 24                          | 24/24/24"<br>610/610/610 mm      | 14 GPM<br>53 LPM  | 40   |
| SOLIS 36                          | 36/36/36"<br>910/910/910 mm      | 14 GPM<br>53 LPM  | 40   |
| SURFBOARD                         | 130/33/4"<br>3293/841/101 mm     | 4 GPM<br>15 LPM   | 40   |
| CLASSIC COLLECTION • KALEIDOSCOPE |                                  |                   |      |
| ACTION PLATE                      | 0/6/6"<br>0/152/152 mm           | N/A               | 45   |
| ARCHIE                            | 90/68/6"<br>2280/1727/152 mm     | 5 GPM<br>20 LPM   | 44   |
| CURVY CANE                        | 154/54/6"<br>3905/1371/152 mm    | 10 GPM<br>38 LPM  | 45   |
| FUN-BRELLA                        | 40/6/6"<br>1013/152/152 mm       | 15 GPM<br>57 LPM  | 44   |
| FUN-GUY                           | 24/22/6"<br>610/559/152 mm       | 4 GPM<br>14 LPM   | 44   |




| PRODUCT              | H/W/L                            | FLOW              | PAGE |
|----------------------|----------------------------------|-------------------|------|
| FROGGIE-O            | 97/105/6 "<br>2464/2667/152 mm   | 5 GPM<br>20 LPM   | 44   |
| HULA POST            | 127/30/6 "<br>3226/760/152 mm    | 5 GPM<br>20 LPM   | 45   |
| MIST STICK           | 48/6/6 "<br>1219/152/152 mm      | 5 GPM<br>20 LPM   | 45   |
| MISTY TWISTY         | 52/12/12 "<br>1321/305/305 mm    | 11 GPM<br>41 LPM  | 44   |
| POWER POST           | 39/6/6 "<br>981/152/152 mm       | N/A               | 45   |
| SPIN-A-ROO           | 127/24/24 "<br>3216/610/610 mm   | 5 GPM<br>18 LPM   | 45   |
| SPINNY SQUIRT        | 25/20/20 "<br>640/508/50/ mm     | 3 GPM<br>11 LPM   | 44   |
| SNEAKY SOAKER<br>3   | 132/60/69 "<br>3360/1585/1765    | 12 GPM<br>45 LPM  | 45   |
| SNEAKY SOAKER<br>5   | 132/76/73 "<br>3360/1927/1847 mm | 20 GPM<br>76 LPM  | 45   |
| SPLASH BLASTER       | 39/12/9 "<br>980/314/238 mm      | 6 GPM<br>23 LPM   | 45   |
| SPRAY LOOP<br>TUNNEL | 74/96/88 "<br>1873/2427/2224 mm  | 22 GPM<br>82 LPM  | 44   |
| SPRAYOLA             | 63/6/6 "<br>1601/152/152 mm      | 5 GPM<br>20 LPM   | 44   |
| WAVY WAND            | 160/21/6 "<br>4067/540/152 mm    | 10 GPM<br>38 LPM  | 45   |
| GROUND SPRAYS        |                                  |                   |      |
| BUTTERCUP            |                                  | 6 GPM<br>23 LPM   | 54   |
| CHARLOTTE'S<br>WEB   |                                  | 6 GPM<br>23 LPM   | 54   |
| CONFETTI<br>SPRAY    |                                  | 6 GPM<br>23 LPM   | 55   |
| DOUGHNUT             |                                  | 48 GPM<br>182 LPM | 50   |
| FOUNTAIN<br>MOUNTAIN |                                  | 13 GPM<br>49 LPM  | 55   |
| GEYSER               |                                  | 6 GPM<br>23 LPM   | 55   |
| GROUP<br>VOLCANO     |                                  | 15 GPM<br>57 LPM  | 50   |
| GUSHER               |                                  | 10 GPM<br>38 LPM  | 55   |
| LILYPAD              |                                  | 6 GPM<br>23 LPM   | 51   |
| MISTY<br>MOUNTAIN    |                                  | 1 GPM<br>4 LPM    | 55   |
| MONSTER 5            |                                  | 32 GPM<br>121 LPM | 55   |
| MOP TOP              |                                  | 12 GPM<br>45 LPM  | 54   |

| PRODUCT               | H/W/L | FLOW              | PAGE |
|-----------------------|-------|-------------------|------|
| POP IT                |       | 1 GPM<br>4 LPM    | 51   |
| PUDDLES 1             |       | 5 GPM<br>19 LPM   | 53   |
| PUDDLES 2             |       | 5 GPM<br>19 LPM   | 53   |
| PUDDLES 3             |       | 5 GPM<br>19 LPM   | 53   |
| SOLO SPURT            |       | 1.5 GPM<br>6 LPM  | 55   |
| SOUND SPRAY           |       | 4 GPM<br>17 LPM   | 54   |
| SPLIT SPURT           |       | 4 GPM<br>14 LPM   | 51   |
| SPRAY<br>TUNNEL 4     |       | 24 GPM<br>91 LPM  | 51   |
| SPRAY<br>TUNNEL 8     |       | 48 GPM<br>182 LPM | 51   |
| STARLET SPRAY         |       | 7 GPM<br>26 LPM   | 54   |
| STEADY STREAM         |       | 1.5 GPM<br>6 LPM  | 50   |
| STRAIGHT UP           |       | 6 GPM<br>23 LPM   | 55   |
| TAPPIN' TUNES         |       | 8 GPM<br>30 LPM   | 54   |
| TEAM EFFECT           |       | 15 GPM<br>57 LPM  | 50   |
| TEAM EFFECT<br>(MINI) |       | 12 GPM<br>47 LPM  | 50   |
| TIDAL WAVE            |       | 20 GPM<br>76 LPM  | 50   |
| TILTY POP-IT          |       | 1 GPM<br>3.8 LPM  | 51   |
| TOWER SPRAY           |       | 8 GPM<br>30 LPM   | 54   |
| TULIP                 |       | 14 GPM<br>53 LPM  | 55   |
| TWIN SPURT            |       | 4 GPM<br>14 LPM   | 50   |
| WAVE                  |       | 6 GPM<br>23 LPM   | 50   |

Due to our commitment to continuous improvement and innovation, Waterplay Solutions Corp.® reserves the right to change product specifications without notice. Where dimensions or performance criteria are critical, please contact us for the latest product information. The products, designs and photographs contained in this catalogue are protected by international copyright and other laws 2016. Waterplay is a registered trademark of Kinderplay Designs Incorporated and is used under license. Copyright © 2016 Waterplay® Solutions Corp. All Rights Reserved.





Check out Waterplay's additional product lines:  
activity centres, social fountains, and water management solutions

www.waterplay.com



We are committed to making the world a better place by offering innovative aquatic play solutions to the global community. Contact us today to experience **#TheWaterplayDifference** and ensure that your next project will push play outside the bounds of everyday fun and into a world of discovery.

1.800.590.5552 (USA & CAN) | +1 (250) 712.3393 (INTL)

Visit [www.waterplay.com](http://www.waterplay.com) today  
and be a part of our social network:

